

PERFORMANCE FIRST: LAUDA VARIOCOOL



- Large range of models, broad performance spectrum
- Flexible equipment options
- Easy and clear use

NEW

LAUDA Variocool
Circulation chillers

LAUDA Variocool

Flexible circulation chillers with a wide area of applications LAUDA Variocool



Application examples

- Cooling water supply in laboratories
- Cooling of analytical devices
- Temperature control of bioreactors
- Supply of cooling traps

The LAUDA Variocool circulation chillers offer a broad performance spectrum for demanding temperature control tasks. The color TFT screen makes operation easy. A USB interface and alarm contact are integrated as standard. Additional interfaces are available as accessories. The interfaces are fitted to the front of the device, which means they are easy to access.

The circulation chillers with their multitude of options are very well suited to a number of different areas of application. Optional pumps, for example, enable higher supply pressure. Optional heating units, which are adapted to the cooling capacity, enable the quick heating of the connected application when needed.

LAUDA Variocool

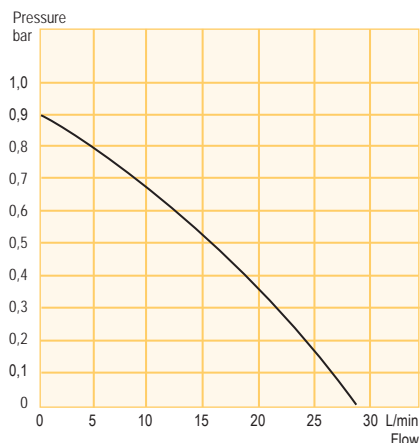
Variocool Circulation chillers with cooling capacities up to 5 kW

Variocool circulation chillers function in an operating temperature range of -20 to 40 °C. Optional heating units can be added to increase the maximum temperature range to 80 °C. For greater pressure requirements, optional pumps are available with the VC 1200 version or higher. With the exception of the VC 600, all models are also available as water-cooled versions. All devices are equipped with lockable casters. The minimal dimensions of the models from VC 600 to VC 2000 (W) mean that they can be placed under the laboratory table.



Circulation chiller VC 600

Pump characteristic Heat transfer liquid: Water



Temperature range
-20...40 °C (-20...80 °C with optional heater)

Standard accessories

USB interface · alarm contact · nipples · screw caps

Options

High-power pump · heater



Additional technical data on page 6

Technical features		VC 600	VC 1200	VC 1200 W	VC 2000	VC 2000 W
Working temperature range	°C	-20...40	-20...40	-20...40	-20...40	-20...40
Working temperature range with optional heater	°C	-20...80	-20...80	-20...80	20...80	-20...80
Temperature stability	±K	0.2	0.2	0.2	0.2	0.2
Cooling output at 20 °C	kW	0.6	1.2	1.2	2.0	2.0
Pump pressure max.	bar	0.9	0.9	0.9	0.9	0.9
Pump flow	L/min	28	28	28	28	28
Cat. No. 230 V; 50 Hz		LWG 175	LWG 176	LWG182	LWG 177	LWG 183

Technical features		VC 3000	VC 3000 W	VC 5000	VC 5000 W
Working temperature range	°C	-20...40	-20...40	-20...40	-20...40
Working temperature range with optional heater	°C	-20...80	-20...80	-20...80	-20...80
Temperature stability	±K	0.2	0.2	0.2	0.2
Cooling output at 20 °C	kW	3.0	3.0	5.0	5.0
Pump pressure max.	bar	3.0	3.0	3.0	3.0
Pump flow	L/min	37	37	37	37
Cat. No. 230 V; 50 Hz		LWG 178	LWG 184	LWG 279 (400 V; 3/N/PE; 50 Hz)	LWG 285 (400 V; 3/N/PE; 50 Hz)

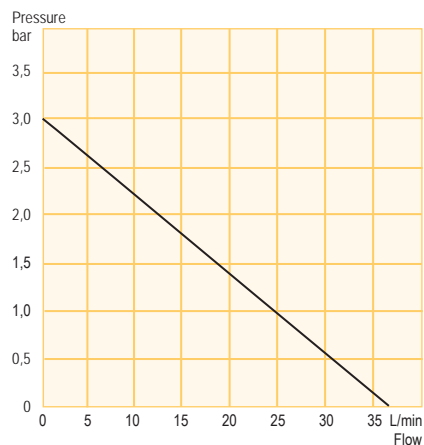
Variocool Circulation chillers with cooling capacities up to 10 kW

The highly efficient tower design circulation chillers provide cooling capacities of between 7.0 and 10.0 kW. Options like heating or high-pressure pumps add to the devices' areas of application. The models are available in air or water-cooled design. All models are equipped with casters which can be controlled and locked.



Circulation chiller VC 7000

Pump characteristic Heat transfer liquid: Water



Temperature range
-20...40 °C (-20...80 °C with optional heater)

Standard accessories

USB interface · alarm contact · nipples · screw caps · cooling water tubes

Optionen

High-power pump · heater



Additional technical data on page 6

Technical features		VC 7000	VC 7000 W	VC 10000	VC 10000 W
Working temperature range	°C	-20...40	-20...40	-20...40	-20...40
Working temperature range with optional heater	°C	-20...80	-20...80	-20...80	-20...80
Temperature stability	±K	0.5	0.5	0.5	0.5
Cooling output at 20 °C	kW	7.0	7.0	10.0	10.0
Pump pressure max.	bar	3.0	3.0	3.0	3.0
Pump flow	L/min	37	37	37	37
Cat. No. 230 V; 50 Hz		LWG 280	LWG 286	LWG 281	LWG 287

Your advantages at a glance



The Variocool advantages

Your benefits



- 13 types in air or water-cooled design with cooling capacities from 600 W up to 10 kW
- All models with electronic expansion valve
- Compact design

- The appropriate solution to every requirement
- Good control accuracy and cost savings thanks to reduced energy usage
- Saves valuable lab space



- Display and operation via color TFT screen and membrane keyboard
- Electronic fill gauge on the display and low level alarm when fluid level too low

- Easy and clear setup options
- Early detection of insufficient fluid



- Pump and heating option

- Flexible customization to applications



- USB interface and alarm contact standard at the front of the device
- Two slots for analog, RS-232/485, contact, Pt100/LiBus or Profibus module

- Easy accessibility
- Flexible control options



- Front grid can be easily removed
- Tower design for larger models (from VC 7000)
- Microchannel condensers in all air-cooled models

- Easy to clean condenser
- Space-saving setup
- Reduced casing size and lower refrigerant quantity

LAUDA Technical data

Accessories (excerpt)

Cooling water tubes, EPDM

Temp. range from -40 up to 100 °C and pressure range max. 20 bar

Cat. No.	Description	d _i (mm)	d _e (mm)
RKJ 031	EPDM tube, fiber-reinforced	13	19
RKJ 032	EPDM tube, fiber-reinforced	19	27
RKJ 033	EPDM tube, fiber-reinforced	25	34



RKJ 031

Heat transfer liquids


Designation	Temp.-range	Cat. No.		
		5 L	10 L	20 L
Aqua 90	5...90 °C	LZB 120	LZB 220	LZB 320
Kryo 30	-30...90 °C	LZB 109	LZB 209	LZB 309

Interface modules

Cat. No.	Description
LRZ 912	Analog module, 2 x In, 2 x Out, 0(4)...20 mA or 0...10 V
LRZ 913	RS 232/485 interface, electrically isolated, 9-pin SUB-D
LRZ 914	Contact module NAMUR, 1 x In, 1 x Out, NE 28, 2 DIN sockets
LRZ 915	Contact module SUB-D, 3 x In, 3 x Out, 15-pin SUB-D
LRZ 917	Profibus interface, electrically isolated, 9-pin SUB-D
LRZ 918	Pt100/LiBus module



LRZ 912 LRZ 913 LRZ 914 LRZ 915 LRZ 917



LRZ 918

Type	Working temperature range		Temperature stability	Ambient temperature range					Cooling output (measured with ethanol, 20 °C ambient temperature)					Heater power optional heater		Pump pressure max. Pump flow max.	Pump connection thread (f. d. mm)	Filling volume max. Dimensions (WxDxH)	Protection level	Weight	Power supply	Cat. No.
	°C	°C		±K	°C	kW	kW	kW	kW	kW	kW	bar	L/min	"	L							
LAUDA Variocool																						
VC 600	-20...40	-20...80	0.2	5...40	0.60	0.50	0.36	0.21	0.08	1.5	0.9	28	M16 x 1 (10)	8	350x480x595	IP32	39	230 V; 50 Hz	LWG 175			
VC 1200	-20...40	-20...80	0.2	5...40	1.20	1.00	0.70	0.40	0.18	1.5	0.9	28	G 3/4 (15)	15	450x550x650	IP32	51	230 V; 50 Hz	LWG 176			
VC 1200 W	-20...40	-20...80	0.2	5...40	1.20	1.00	0.70	0.40	0.18	1.5	0.9	28	G 3/4 (15)	15	450x550x650	IP32	51	230 V; 50 Hz	LWG 182			
VC 2000	-20...40	-20...80	0.2	5...40	2.00	1.50	1.06	0.68	0.38	1.5	0.9	28	G 3/4 (15)	15	450x550x650	IP32	65	230 V; 50 Hz	LWG 177			
VC 2000 W	-20...40	-20...80	0.2	5...40	2.00	1.50	1.06	0.68	0.38	1.5	0.9	28	G 3/4 (15)	15	450x550x650	IP32	65	230 V; 50 Hz	LWG 183			
VC 3000	-20...40	-20...80	0.2	5...40	3.00	2.40	1.68	1.03	0.60	1.5	3.0	37	G 3/4 (15)	33	550x650x970	IP32	89	230 V; 50 Hz	LWG 178			
VC 3000 W	-20...40	-20...80	0.2	5...40	3.00	2.40	1.68	1.03	0.60	1.5	3.0	37	G 3/4 (15)	33	550x650x970	IP32	89	230 V; 50 Hz	LWG 184			
VC 5000	-20...40	-20...80	0.2	5...40	5.00	3.90	2.75	1.70	1.00	4.5	3.0	37	G 3/4 (15)	33	550x650x970	IP32	98	400 V; 3/N/PE; 50 Hz	LWG 279			
VC 5000 W	-20...40	-20...80	0.2	5...40	5.00	3.90	2.75	1.70	1.00	4.5	3.0	37	G 3/4 (15)	33	550x650x970	IP32	98	400 V; 3/N/PE; 50 Hz	LWG 285			
VC 7000	-20...40	-20...80	0.5	5...40	7.00	5.30	3.70	2.40	1.50	4.5	3.0	37	G 1 1/4 (20)	64	650x670x1250	IP32	128	400 V; 3/N/PE; 50 Hz	LWG 280			
VC 7000 W	-20...40	-20...80	0.5	5...40	7.00	5.30	3.70	2.40	1.50	4.5	3.0	37	G 1 1/4 (20)	64	650x670x1250	IP32	132	400 V; 3/N/PE; 50 Hz	LWG 286			
VC 10000	-20...40	-20...80	0.5	5...40	10.00	7.60	5.30	3.50	2.00	9.0	3.0	37	G 1 1/4 (20)	64	650x670x1250	IP32	174	400 V; 3/N/PE; 50 Hz	LWG 281			
VC 10000 W	-20...40	-20...80	0.5	5...40	10.00	7.60	5.30	3.50	2.00	9.0	3.0	37	G 1 1/4 (20)	64	650x670x1250	IP32	179	400 V; 3/N/PE; 50 Hz	LWG 287			

Thermostats · Circulation chillers · Water baths
Process cooling systems · Heat transfer systems · Secondary circuit systems
Viscometers · Tensiometers

LAUDA DR. R. WOBSEY GMBH & CO. KG · P.O. Box 1251 · 97912 Lauda-Königshofen ·
Phone: +49 (0)9343 503-0 · Fax: +49 (0)9343 503-222 · E-mail: info@lauda.de · Internet:



Agence Nord :
Plug N'Work - Campus Effiscience
2 Rue Jean Perrin - Bât D
14460 Colombelles
Tél: 02.31.34.50.74 Fax: 02.31.34.55.17

Agence Sud :
Hôtel d'Entreprises de La Croix Rouge - Lot A4
10 Av de la Croix Rouge - 84000 Avignon
Tél : 04.90.27.17.95 Fax : 04.90.27.17.52

www.deltalabo.fr