


Emulsifier Quick Start Guide



CAUTION: REFER TO SAFETY INFORMATION AND SETTING UP THE KDS LEGATO 200 SERIES IN THE LEGATO USER'S GUIDE BEFORE PLUGGING IN THE PUMP.

Getting Started



1. Attach looped needle to syringes.




NOTE: Must use Hamilton 1000 series 1 ml to 50 ml syringes.



NOTE: The Emulsifier will start infusing with the Legato 210 (LHS). Make sure syringes are set correctly.

2. Load syringes onto the pumps. For detailed syringe loading instructions please refer to the Legato 200 user's manual.



NOTE: Power to the Legato 270 (pump on RHS) comes from the Legato 210. To turn both pumps on/off use the power switch located on the Legato 210.

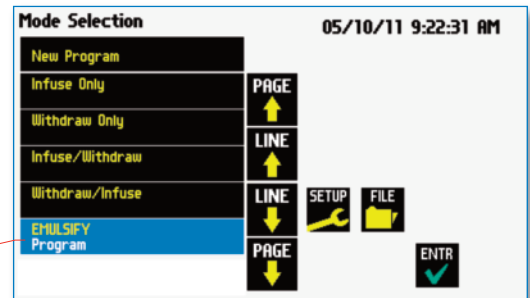


NOTE: If the Legato 270 (RHS) is turned off before the Legato 210 then the emulsifier program will not work correctly.

Setting up the Emulsify Program:

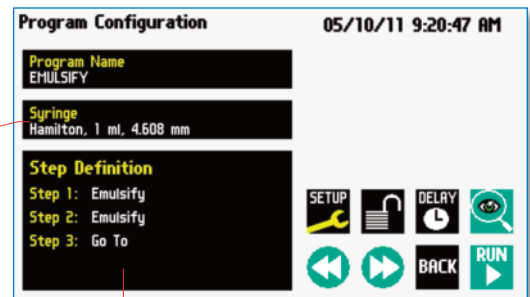
4. On the Legato 210 (pump on LHS), select the Emulsify program on the Mode Selection screen to enter the Emulsify Program Configuration screen.

Press to select program

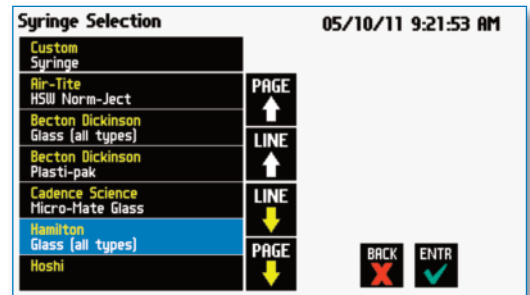


5. Press Syringe and then select the syringe you will be using from the table provided.

Press to select syringe

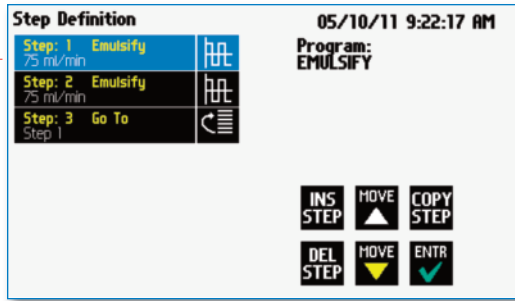


Press to enter Step Definition



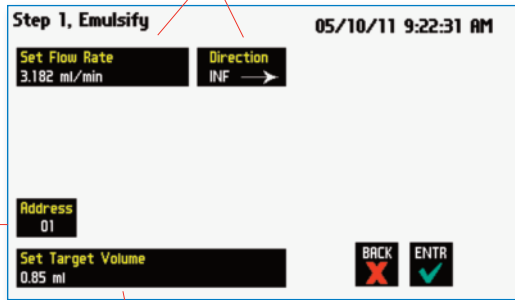
6. To edit the steps, press Step Definition and then select step 1.

Press to edit step



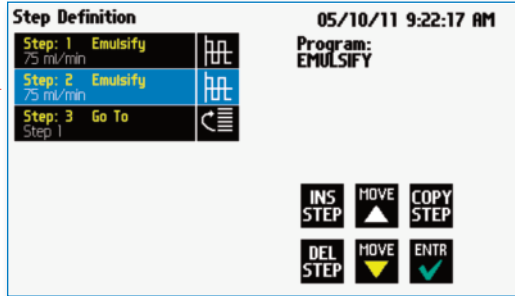
7. Set your desired flow rate and set direction to infuse.

Address of the Legato 270 (pre-set address is 01)

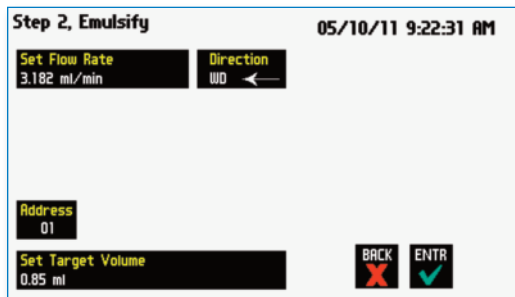


8. Set your target volume and then press the Enter button to return to the Step Definition screen. Select Step 2 to set the withdraw step parameters.

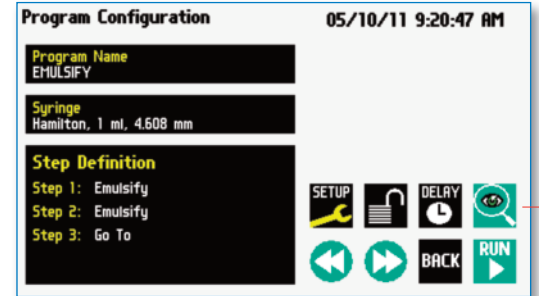
Press to edit step



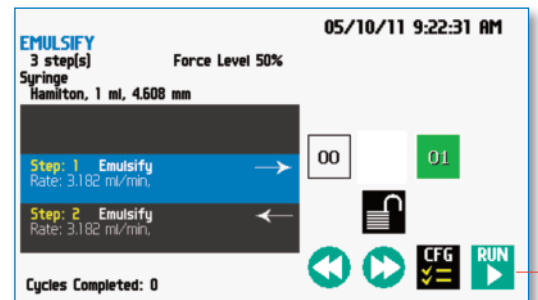
9. Set flow rate and target volume (should match infuse direction) for the withdraw direction and then press Enter to return to the Program Configuration screen.



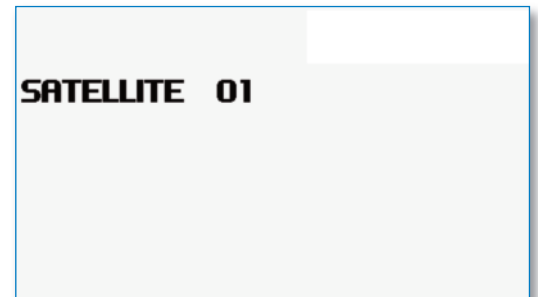
10. Press the Run Preview button to enter the Run Screen.



11. Press the Run button to start the Emulify Program.



12. The Legato 270 is remotely controlled by the Legato 210.



NOTE: The Legato 270's screen will display 'Satellite' followed by the pump's address



Agence Nord :
 Plug N'Work - Campus Effiscience
 2 Rue Jean Perrin - Bât D
 14460 Colombelles
 Tél: 02.31.34.50.74 Fax: 02.31.34.55.17

Agence Sud :
 Hôtel d'Entreprises de La Croix Rouge - Lot A4
 10 Av de la Croix Rouge - 84000 Avignon
 Tél : 04.90.27.17.95 Fax : 04.90.27.17.52

www.deltalabo.fr